

MANAJER INVESTASI / INVESTMENT MANAGER

PT Samuel Aset Manajemen ("SAM") didirikan berdasarkan Akta No. 166 tanggal 14 Mei 1997 dan memperoleh izin sebagai manajer investasi dari BAPEPAM No. KEP-06/PM/MI/1997 tanggal 21 Agustus 1997. SAM adalah perusahaan investasi yang menyediakan layanan produk investasi untuk nasabah domestik dan internasional.

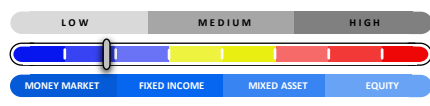
SAM was established based on Notarial Deed No. 166 dated 14 May 1997 and obtained in investment management from BAPEPAM on its Letter No. KEP-06/PM/MI/1997 dated 21 August 1997. SAM is an investment company that provides a comprehensive range of investment management products for domestic and international investors.

Tanggal Efektif/ Effective date	1-Feb-17
Nomor Surat Pernyataan Efektif/ Effective Statement	S-43/D.04/2017
Tanggal Peluncuran/ Launch Date	10-Feb-17
Mata Uang/ Currency	IDR
Harga Unit (NAB per Unit)/ Unit Price (NAV per Unit)	1,370.79
Total Nilai Aktiva Bersih/ Fund Size	133.2 Bio
Minimum Investasi Awal/ Minimum Initial Investment	100.000
Jumlah Unit Yang Ditawarkan/ Number of Offered Units	1.000.000.000
Periode Penilaian/ Valuation Period	Harian/ Daily
Biaya Pembelian/ Subscription Fee	Tidak ada
Biaya Penjualan Kembali/ Redemption Fee	Tidak Ada
Biaya Pengalihan/ Switching Fee	Tidak ada
Biaya Manajemen/ Management Fee	Max. 1,5% p.a
Biaya Kustodian/ Custodian Fee	Max. 0.15% p.a
Bank Kustodian/ Custodian Bank	Bank CIMB Niaga
Kode ISIN/ ISIN Code	IDN000278207

Risiko-risiko Utama/ Main Risks :

- Risiko Berkurangnya Nilai Aktiva Bersih setiap Unit Penyertaan
Risk of decreased net assets value of participating unit
- Risiko Perubahan Kondisi Ekonomi dan Politik
Risk of Deteriorating Economic and Political Conditions
- Risiko Likuiditas
Risk of Liquidity
- Risiko Wanprestasi
Risk of Default
- Risiko Pembubaran dan Likuidasi
Risk of Liquidation and Dissolution

Profil Risiko/ Risk Profile



KEBIJAKAN INVESTASI / INVESTMENT POLICY

100% Pasar Uang dan/ atau Efek Utang
Money market instrument and/or debt securities

ALOKASI ASET / ALLOCATION OF INVESTMENT POLICY

40.24% Obligasi
Bond

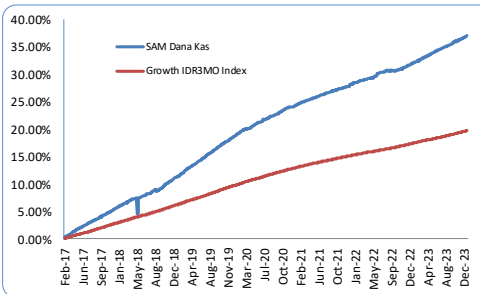
59.76% Pasar Uang
Money market instruments

KINERJA / PERFORMANCE

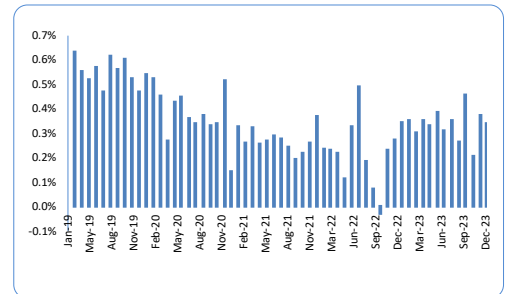
Period ended December 29, 2023 (Actual)

	YTD	1 MONTH	3 MONTHS	6 MONTHS	1 YEAR	3 YEARS	5 YEARS	CAGR SINCE INCEPTION
SAM Dana Kas	4.10%	0.34%	0.92%	2.01%	4.10%	10.51%	23.51%	4.69%
IDRE3MO Index	2.10%	0.18%	0.57%	1.11%	2.10%	6.17%	12.90%	2.65%
Best Monthly Return	Feb-19	0.63%						
Worst Monthly Return	Sep-22	-0.03%						

Kinerja sejak diluncurkan / Unit Price Movement since Inception



Kinerja Bulanan dalam 5 Tahun Terakhir / Monthly Returns during the Last 5 Years



BANK KUSTODIAN / CUSTODIAN BANK

PT Bank CIMB Niaga Tbk merupakan bank swasta nasional pertama yang memperoleh persetujuan OJK sebagai Bank Kustodian di Pasar Modal berdasarkan surat Keputusan BAPEPAM No. KEP-71/PM/1991 tanggal 22 Agustus 1991.

PT Bank CIMB Niaga Tbk is the first national private bank to obtain OJK approval as a Custodian Bank in the Capital Market based on BAPEPAM Decree No. KEP-71 / PM / 1991 dated 22 August 1991.

10 PORTOFOLIO TERBESAR / TOP 10 HOLDING

(menurut abjad/ in alphabetical order)

Portfolio	%
Money Market	59.8
Obl Bk.IV Mandiri Tunas Fin.Thp I 2019 Seri B	3.8
Obl Bk.IV Medco Energi Intl Thp I 2021 Seri A	3.8
Obl Bk.V FIF Thp V 2023 Seri A	3.0
Obl Bk.VI Astra Sedaya Fin. Thp I 2023 A	3.7
Obl Bk.VII SMF Thp I 2023 A	6.0
Obligasi Negara RI Seri FR0044	3.8
Obligasi Negara RI Seri FR0070	2.3
SIB IV Global Mediacom Thp I 2023 Seri A	2.7
Sukuk Mdbh Bk. I CIMB Niaga Thp II 19 C	2.3